

Class 3

Assignment 3

Topic: - Paint

General Instruction: - Dear students read lesson 8 of your class 2nd book. There are images to explain you the topics no need to draw them.


Que1: - what is Paint?

Ans1 Paint allows you to draw beautiful pictures and colour them. This is done by using the tools present in the toolbox and colours present in the colour box.

Que2: - Write the steps for starting paint.

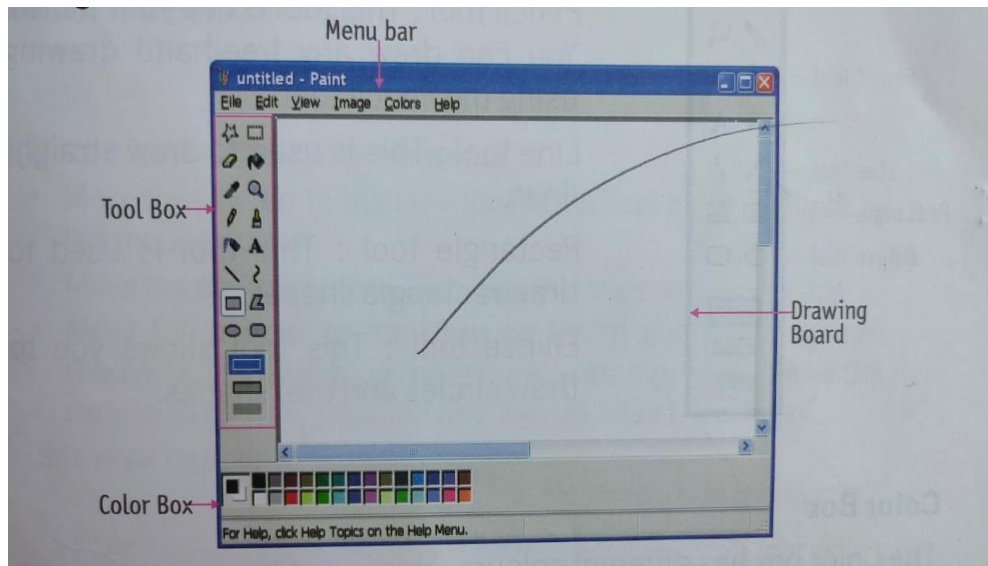
Ans2: - To start paint program follow these steps: -

- 1) Go to start button.
- 2) Move the pointer to programs menu.
- 3) Move the mouse pointer to Accessories.
- 4) Select paint option.



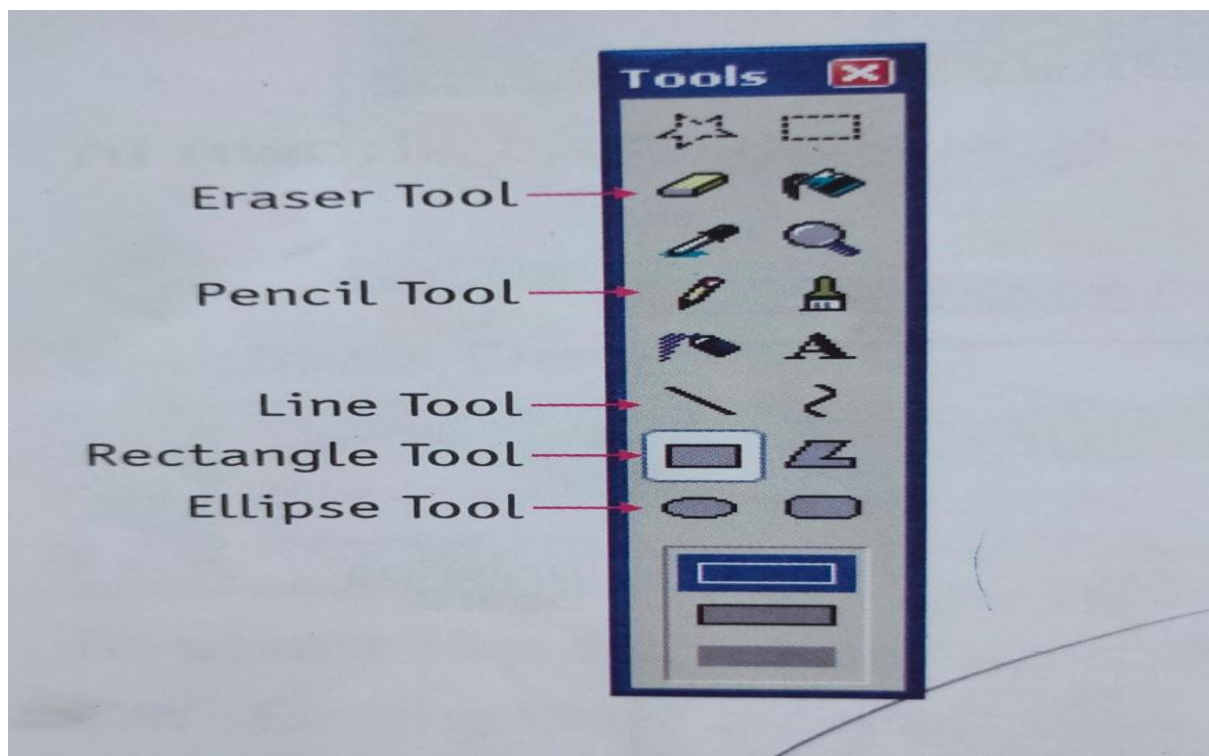
Que3: - What is the drawing board?

Ans3: - The central white portion is known as drawing board or drawing area. It is the area in which we draw pictures.



Que4: - What does the tool box contain?

Ans4: -The toolbox has many tools. You can use these tools for drawing pictures.



Que5: - What can you do with the colour box?

Ans5: - The colour box has different colours. It is used to draw the pictures and colour them.

PRACTICAL WORK (for Holidays)

Draw these images on your computer screen.

